

NAIDOC
WEEK 2020
PACK

A BRIEF HISTORY

National Reconciliation Week occurs between 27 May and 3 June. This years' theme is: "In this together".

National Reconciliation Week began in 1996. It provides the opportunity for all Australians to celebrate Indigenous History and Culture, and to explore how each of us can contribute to achieving reconciliation in Australia. Especially significant, is that 2020 marks twenty years since 250,000 Australians walked across the Sydney Harbour Bridge, and across bridges in all capital cities, for Reconciliation.

The dates for NRW remain the same each year; 27 May to 3 June. These dates commemorate two significant milestones in the reconciliation journey– the successful 1967 referendum, and the High Court Mabo decision.

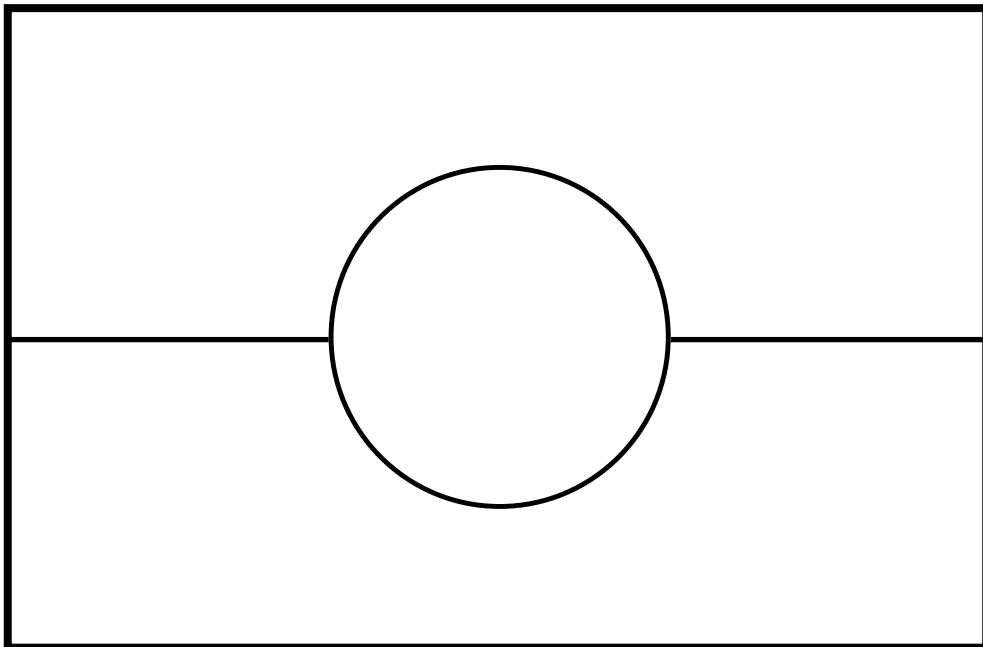
Reconciliation must live in the hearts, minds and actions of all Australians as we move forward, creating a nation strengthened by respectful relationships between the wider Australian community, and Aboriginal and Torres Strait Islander peoples.

ACKNOWLEDGEMENT OF COUNTRY

"We respect and honour Aboriginal and Torres Strait Islander Elders past, present and future. We acknowledge the stories, traditions and living cultures of Aboriginal and Torres Strait Islander peoples on this land and commit to building a brighter future together."

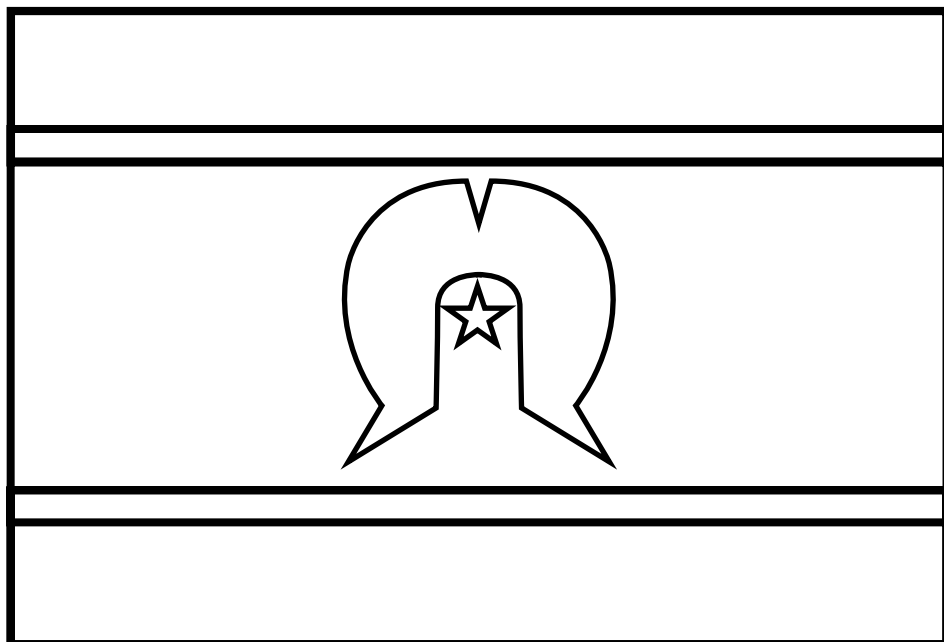

ABORIGINAL FLAG - MEANING AND COLOURING IN

Black	The Aboriginal People
Yellow	The Sun
Red	The Land



TORRES STRAIT ISLANDER FLAG - MEANING AND COLOURING IN

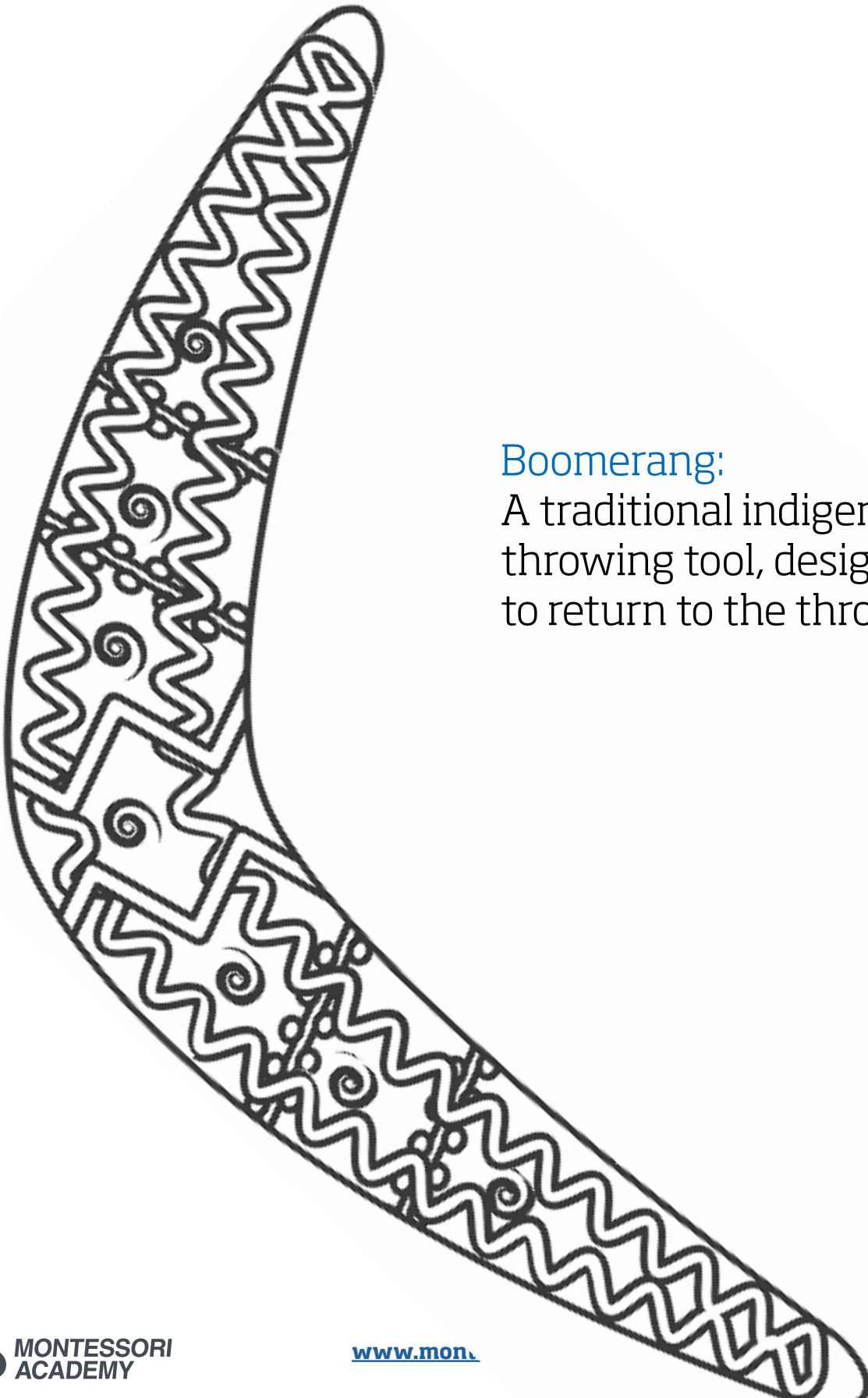
Green	The Land
Blue	Water of the Torres Strait
Black	People of the Torres Strait Islands
White	Peace
Star	5 Pointed Star for the 5 Main Island Groups
White dhari	A ceremonial dancer's headdress



DRAW THE ABORIGINAL AND TORRES STRAIT ISLANDER FLAGS




COLOUR THE BOOMERANG




Boomerang:

A traditional indigenous throwing tool, designed to return to the thrower.

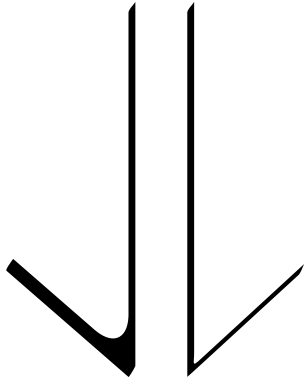
TODDLER MATCHING CARDS - ABORIGINAL SYMBOLS




TODDLER MATCHING CARDS - ABORIGINAL SYMBOLS




PRESCHOOL MATCHING CARDS - ABORIGINAL SYMBOLS




Kangaroo Tracks



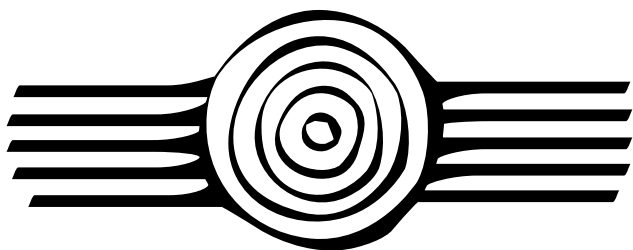
Water




Waterhole



Star

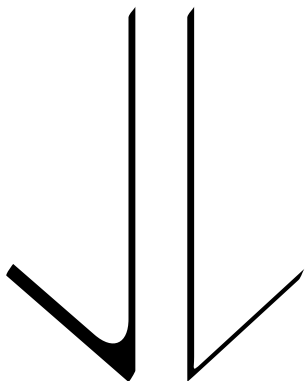


Resting Place




Rainbow


PRESCHOOL MATCHING CARDS - ABORIGINAL SYMBOLS




Kangaroo Tracks



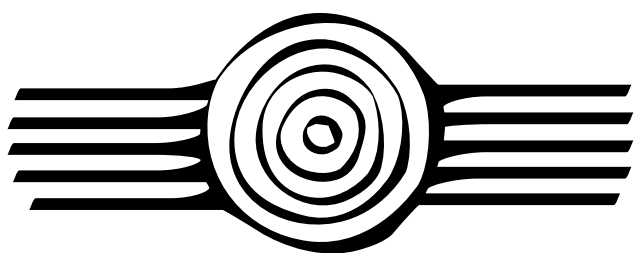
Water




Waterhole



Star



Resting Place



Rainbow

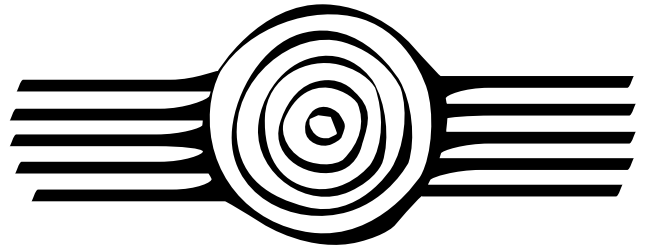
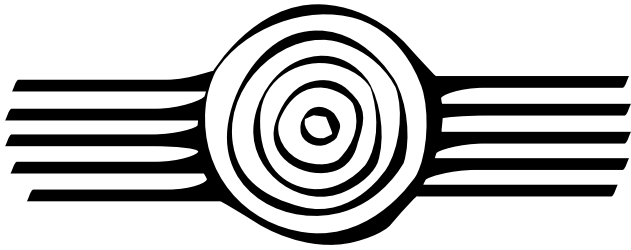
ABORIGINAL WORDS

Aboriginal Word	English Translation
<i>boorie</i>	<i>boy child</i>
<i>bunji</i>	<i>friend</i>
<i>marlu</i>	<i>kangaroo</i>
<i>kaya</i>	<i>hello</i>
<i>kylie</i>	<i>boomerang</i>
<i>gwandalan</i>	<i>peace, rest</i>
<i>orana</i>	<i>welcome</i>
<i>yoorooga</i>	<i>my home</i>


* There are hundreds of Aboriginal languages across Australia, and the above words are all from different regions and languages.

MEMORY CARD GAME

1. Cut out the cards from both pages.
2. Flip the cards facing down and shuffle.
3. Continue to turn over the cards two at a time until they match.



MEMORY CARD GAME



INDIGENOUS HAND ART



INDIGENOUS HAND ART

